

APYN *'Your Views on the Death Penalty'* survey results



Who created this Survey and why?

We are a small team of APYN anti-death penalty activists, four of us got funding from an European NGO to attend the Fourth World Congress Against the Death Penalty in Geneva in February 2010.

Before we went and with **lots** of help from other APYN anti-death penalty activists we created a survey to find out what our friends, fellow students and contacts thought about the death penalty so that we could share more than our own personal views. Thank you to everyone who took part.

We promised to share the results and here they are!

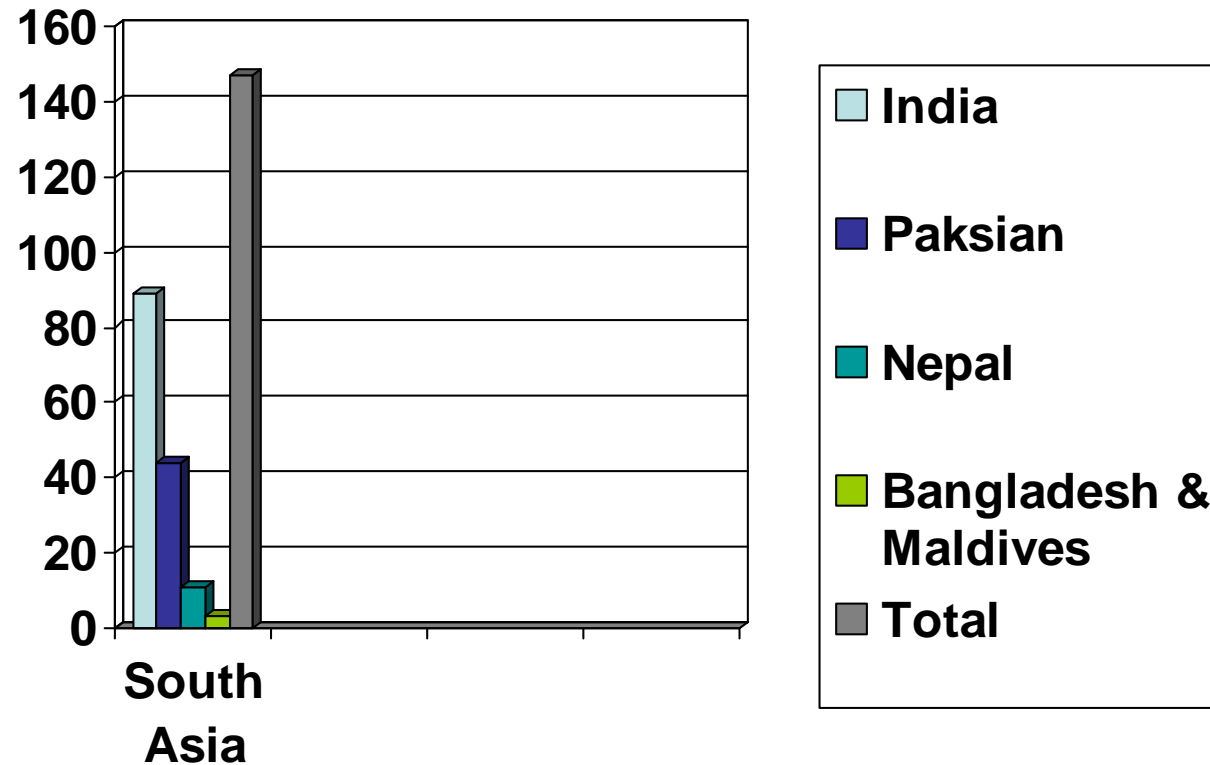
How many people took the survey?

- Our original target was to get 100 responses!
- 217 of our friends and contacts took the survey within 10 days in February 2010
- This number rose to 248 by the end of May 2010
- The survey is still live and everyone is welcome to complete it. We'll include the link at the end.

Who took the survey?

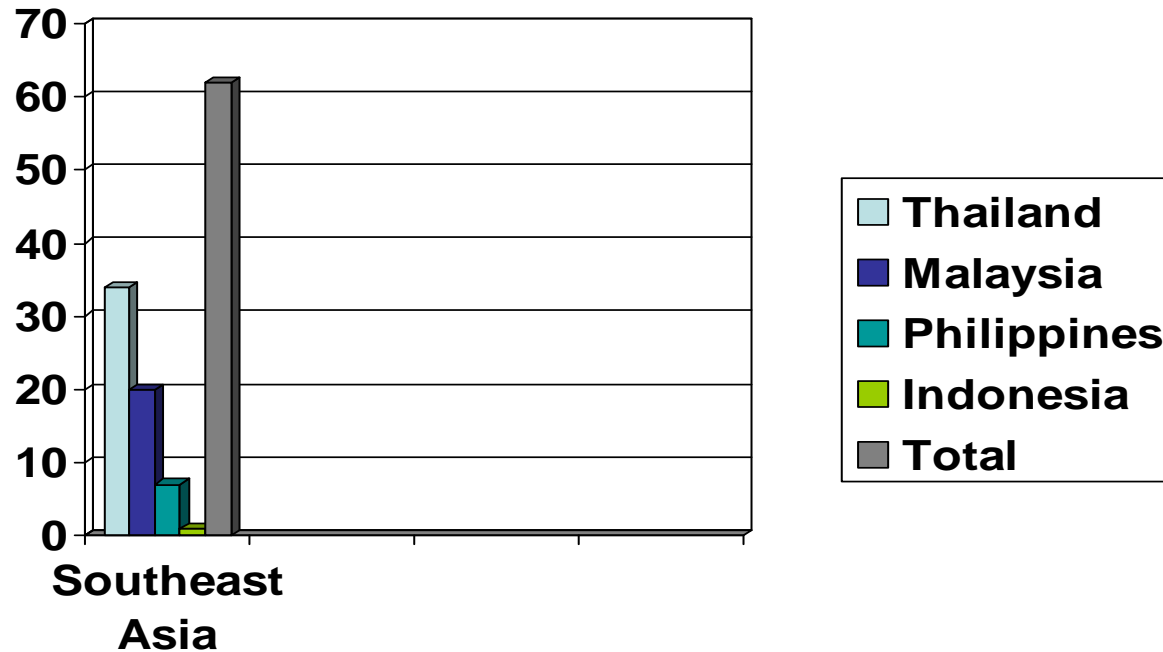
Around 90% of the survey respondents are from India, Pakistan, Nepal, Thailand, Malaysia and Japan. You can see a more detailed breakdown on the following pages.

South Asia



Approximately half of the respondents are from South Asia particularly India, Pakistan and Nepal.

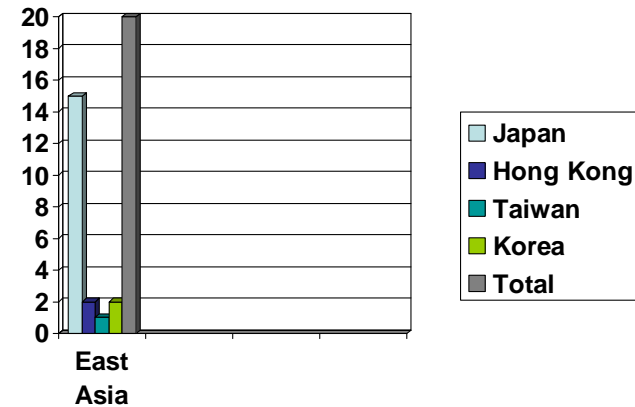
Respondents from Southeast Asia



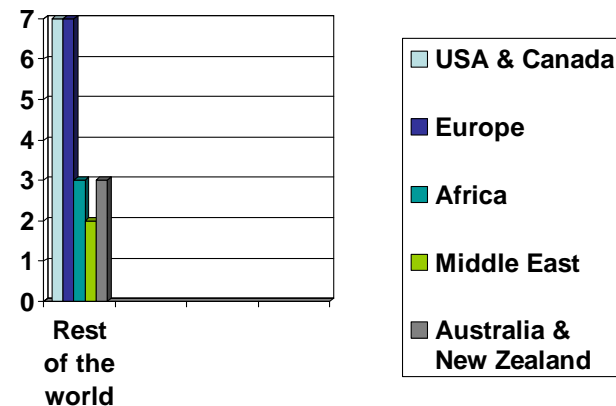
Just under one quarter the respondents are from Southeast Asia particularly Thailand, Malaysia and the Philippines.

Where the respondents are from

- East Asia is less we represented although one sixteenth of the total survey responses are from Japan. There are a small numbers of responses from Korea, HK and Taiwan.

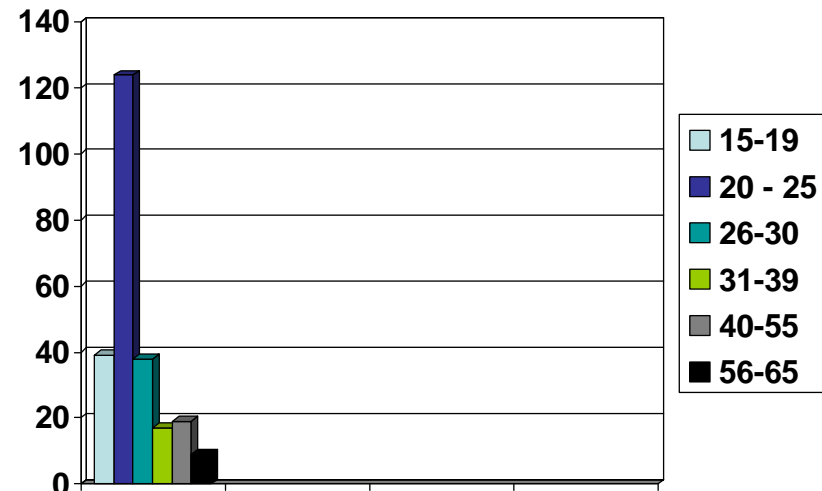


- A small number of people from the Americans, Africa, Middle East and the Pacific also took the survey



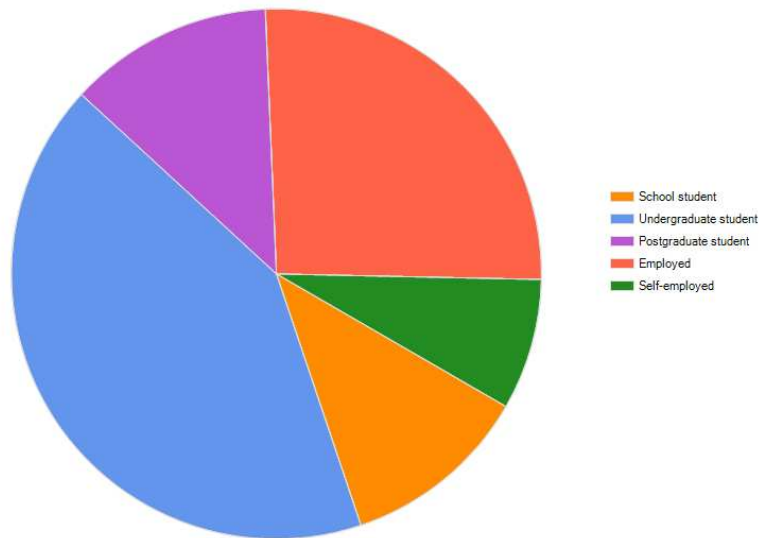
What else do we know about the respondents?

- About half the respondents identified themselves as female and the other half as male
- The majority of respondents are aged between 15 and 30
- Some are as young as 15
- Others are aged between 31 and 65



What do the respondents do?

Which of the following best describes what you are doing at the moment

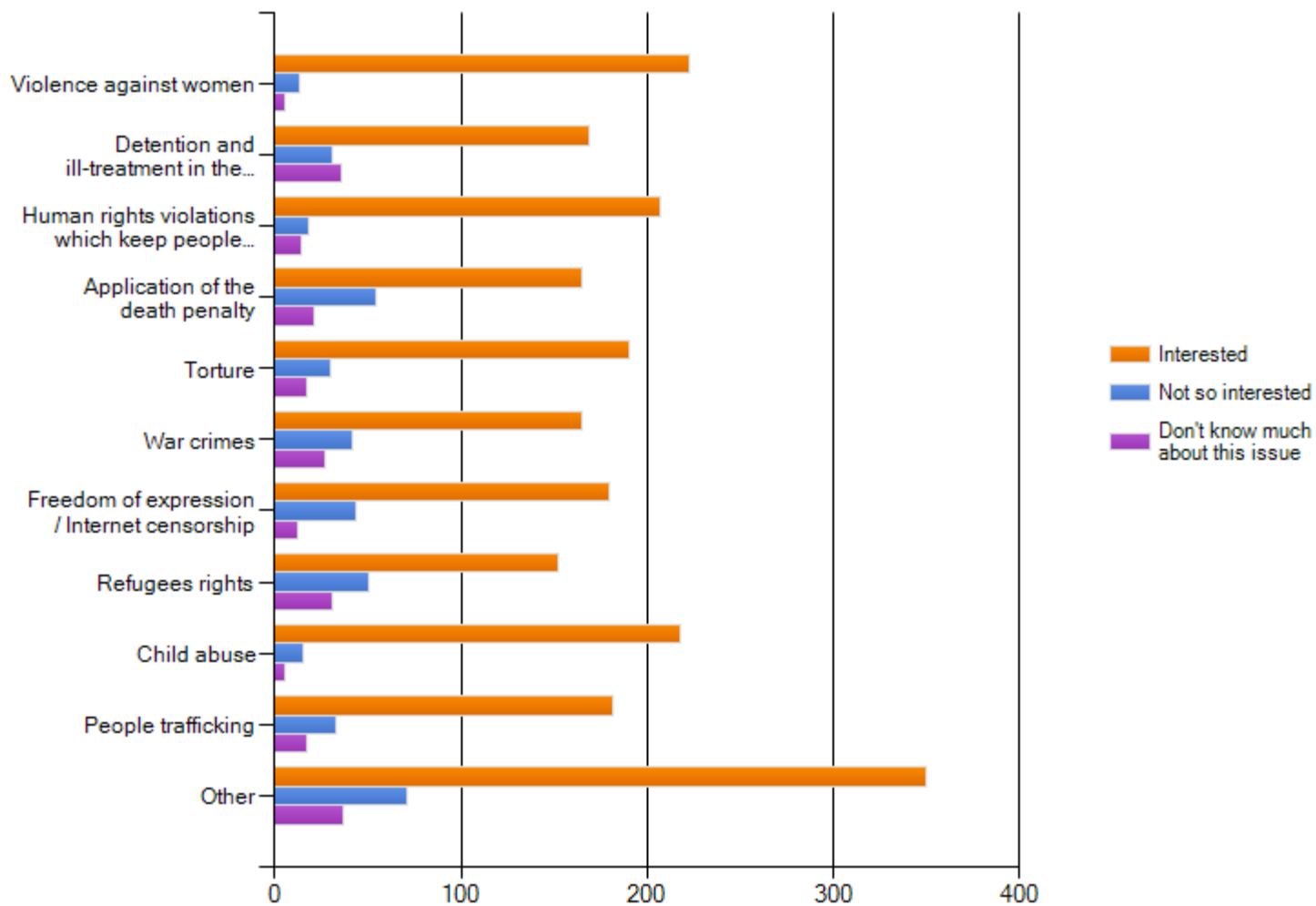


- 56% of the respondents are university students with the majority at undergraduate level
- 11.9% are school pupils
- 32% are employed or self-employed

(1) Survey results

- Respondents were offered a list of 12 types of human rights violations and invited to say which ones they'd be interested/not interested in taking action on.
- 68.4% respondents said that they were interested in taking action on the death penalty, but the death penalty was ranked 11th out of the 12 options available. Refugee rights received the least interest.
- 91% of respondents said they were interested in taking action to stop child abuse and 92% said they were interested in taking action to stop violence against women.

How interested are you in taking action on the following human rights issues?

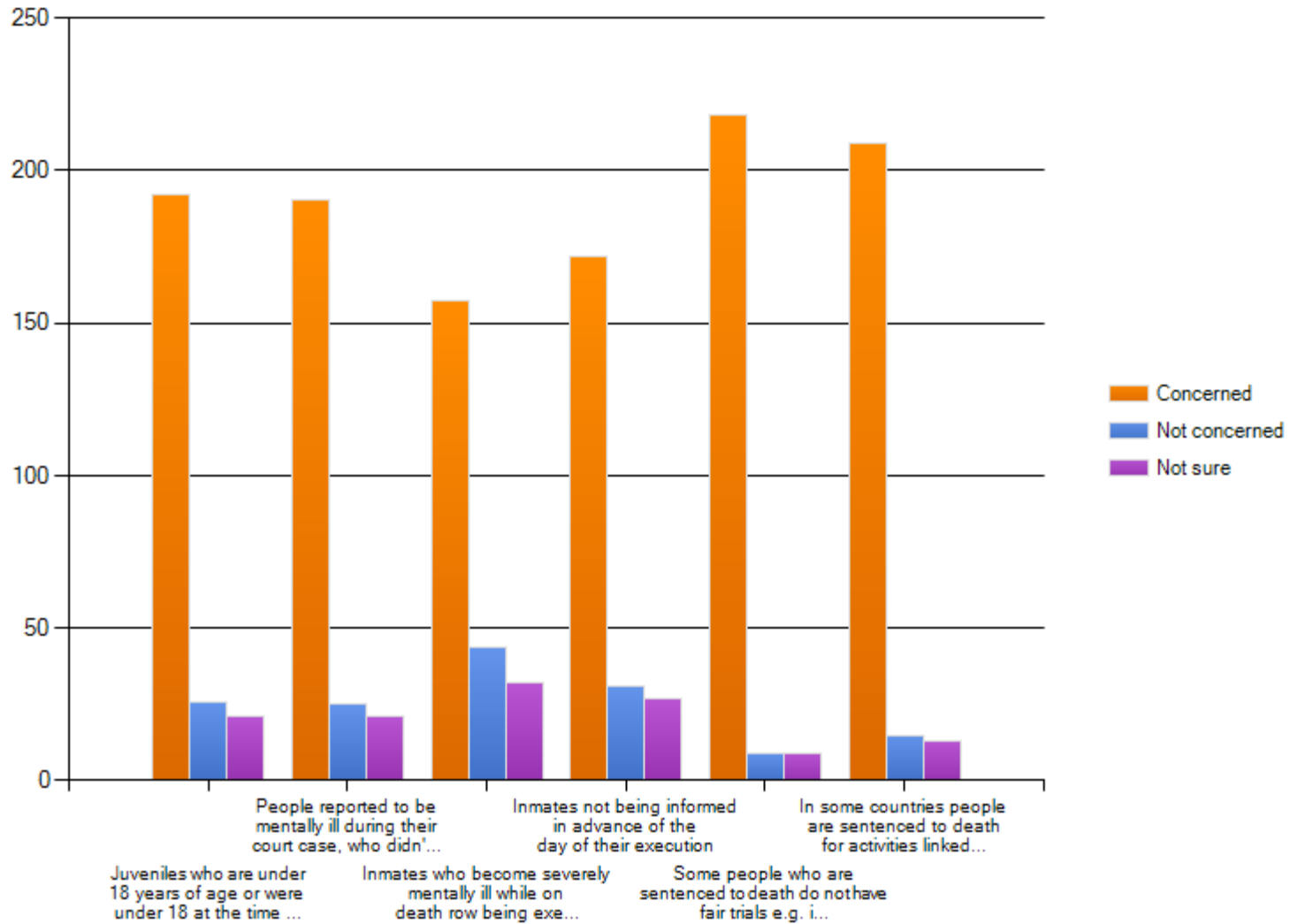


(2) Survey results continued

Respondents were asked to express how concerned/unconcerned they were about various issues relating to the death penalty. In all cases the majority of respondents expressed concern, but:

- 19.4% said they were not concerned about inmates being executed who had become severely mentally ill while on death row. A further 12.6% said they weren't sure if they were concerned about this issue or not. This was the highest group of 'not concerned' about the issues which were available.
- 13.5% said they were not concerned about inmates not being informed in advance of the day of their execution. A further 11.7% said they were not sure if they were concerned about this issue or not.
- Apart from the two areas highlighted above between 80% and 92% of all respondents expressed concern about the issues faced by many death row inmates, for example 88.2% of respondents said they were concerned that in some countries people are sentenced to death for activities linked to political opposition.

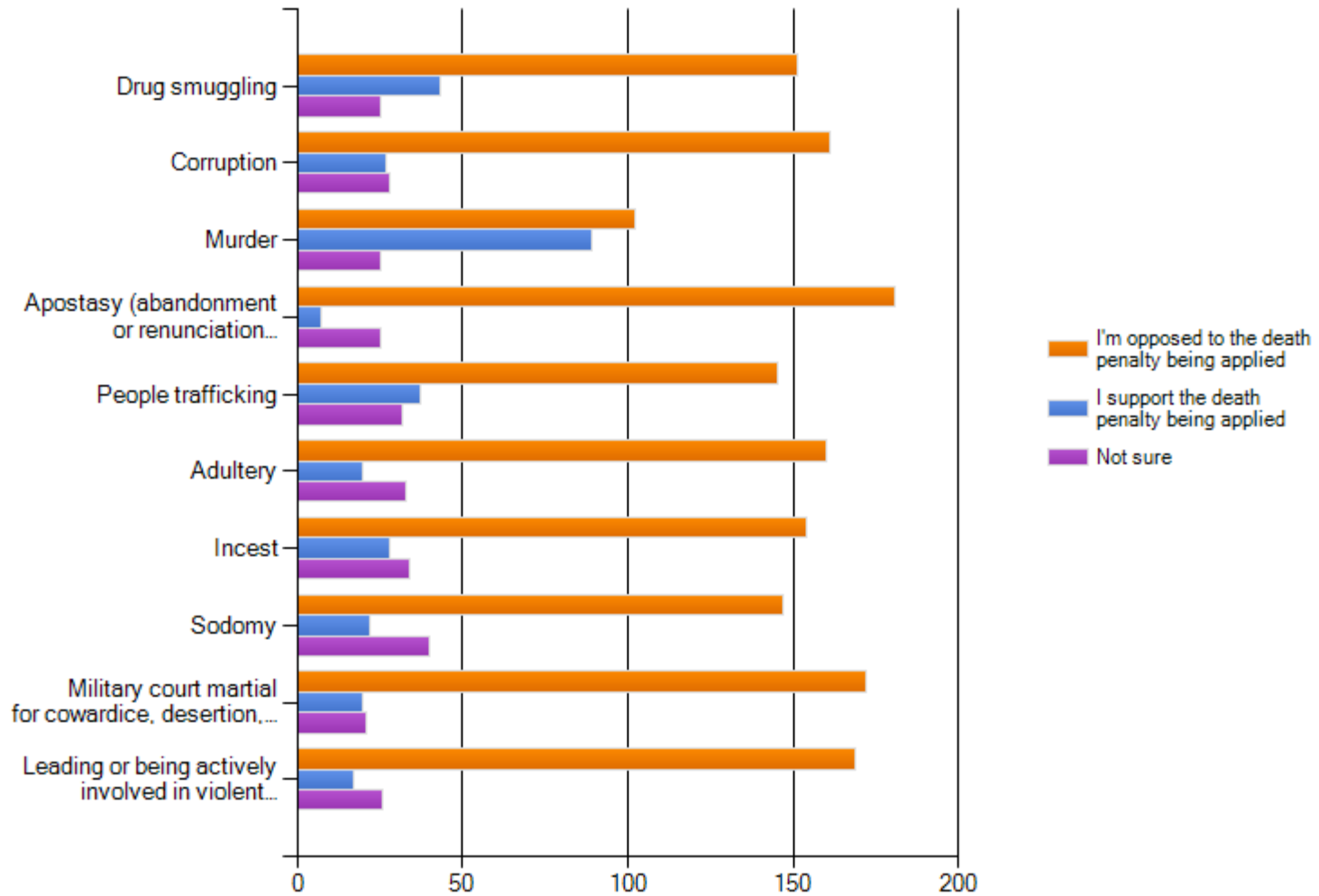
Please say if you are concerned/unconcerned about the following:



(3) Survey results continued

- Respondents were presented with a list of 12 crimes for which the death penalty is applied.
- For most crimes between 68% and 84% of the respondents were opposed to the death penalty. The exception was for murder.
- 41.7% said they supported the death penalty for murder and 11.3% said they weren't sure

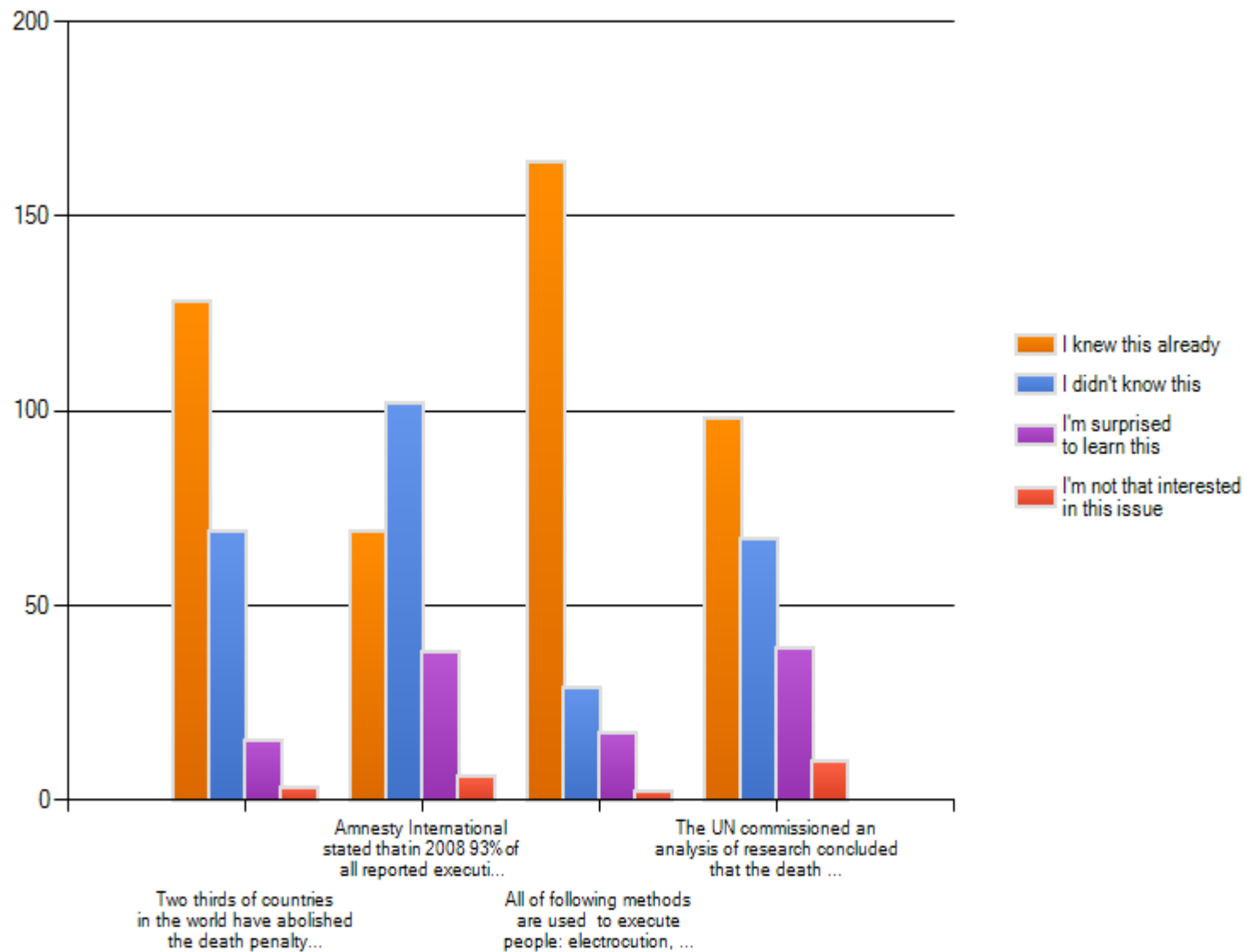
What is your position on the death penalty being applied for the following types of crimes?



(4) Survey results continued

- Respondents were presented with four facts about the death penalty and asked to say whether they knew about this fact, didn't know about it, or were surprised to learn about this fact.
- In response to the statement that 93% of all reported executions were carried out in China, Pakistan, Iran, Saudi Arabia and the USA. 47.7% said they didn't know this was the case and a further 17.3% said they were surprised.

Please select the option that best reflects your responses to the statements below



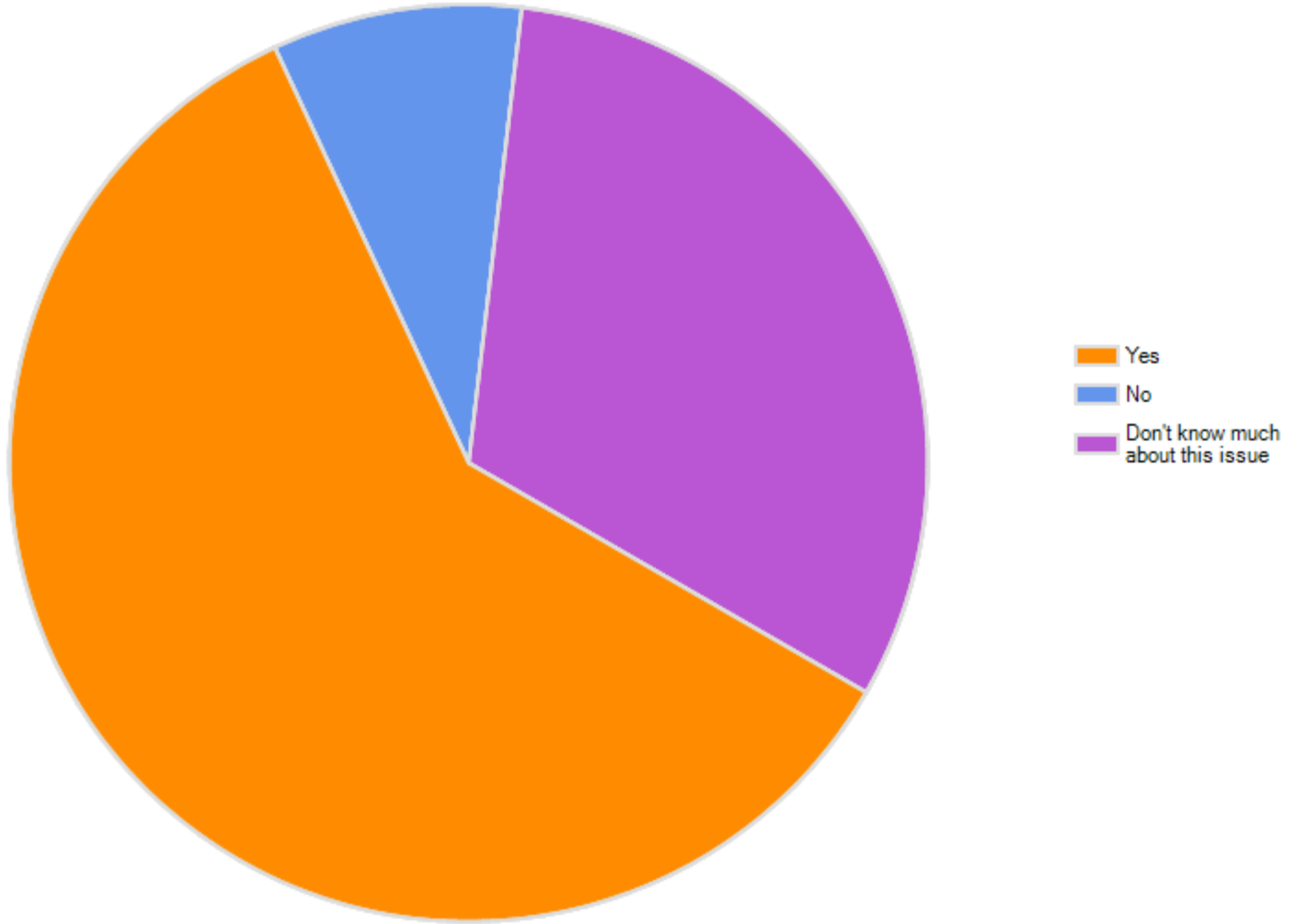
(5) Survey results continued

Respondents were asked if they were concerned that the death penalty was used to suppress political dissent in some countries and 60% answered “yes.”

129 respondents used the available text box to say which countries they thought that the death penalty might be used to suppress political dissent.

China was mentioned most frequently, followed by Iran, Pakistan, Saudi Arabia, Myanmar, India and Malaysia. The USA and Russia are mentioned multiple times, North Korea, Bangladesh and Afghanistan are also mentioned.

Are you concerned that the death penalty might be used to suppress political dissent in some countries?



Your Views About the Death Penalty



If you didn't take the survey already it's not too late! <http://www.surveymonkey.com/s/Z7KQKW9>

If you require further information about this survey please post your question(s) on www.apyouth.net

or the APYN Fan Page on Facebook
<http://www.facebook.com/#!/apyouth?ref=ts>